

Spring



Lostwithiel
Primary School

Year Six
Conkers Class

Overarching theme for the year -
Political Art

Art Knowledge
Organiser


Lino Printing

Prior Learning:


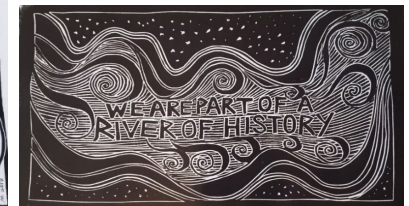
- Yr4 children will have experienced simple printing techniques

Key Art knowledge and skills:

- Annie Morgan Banks - activist and organiser (political work and movements), mainly uses prints as a means to raise funds, awareness and support for social justice work happening in many communities.
- Printmaking is one way that she has been able to take part in powerful movements for social justice.
- Much of her work is inspired by the community members, communities, activists, organisers and organisations, who have committed their lives to working for change, justice and liberation.
- "When we fight, we can win" comes from a conversation with activist and political prisoner David Gilbert. I chose to use it in conjunction with an image of Freda because she is someone who has truly taught me through her actions that this phrase is true. As spokesperson and host of Unist'ot'en Camp, Freda has been part of a movement to create Indigenous homesteads that protect territory and culture and oppose pipelines and other destructive, extractive industries. The camp has stood for over a decade, in the direct line of proposed pipelines.
- As they respond to contemporaneous events and politics, the arts take on political as well as social dimensions, becoming themselves a focus of controversy and even a force of political as well as social change.
- A great talent has a free spirit. Art is a powerful tool through which views can be expressed
- A zentangle is an abstract drawing created using repetitive patterns; it is intended to be a free, expressive and creative art form. It is also linked to mindfulness.







Annie Morgan - Political Linocut Printmaker



- Using a zentangle pattern, the imprinted lines will become white and the background will become the colour of the ink used.
- Lino printing is a bold technique that shows an imprint of a design and can be layered. The linocut printing technique was first used by the artists of Die Bruke in Germany (1905-1913) where it had been used for wallpaper printing.
- A design is cut into the lino surface with a cutter (held at 45 degrees) applying pressure to cut through the lino safely, the lino sheet is inked (so it is tacky) with a roller and then pressed firmly onto paper.
- Collect ideas, sketches and pattern ideas, presenting ideas in a sketch book



Key Art Vocabulary -		General Terms and Cross Curricular Vocabulary	
Orientation	The action of orienting someone or something relative to the points of a compass or other specified positions.	Mindfulness	When mindfulness is practised, thoughts tune into what is sensed in the present moment rather than the past or imagining the future.
Overlap	Extend over to partly cover.	'Zentangle'	A form of meditative doodling patterns. *formulated by Rick Roberts and Maria Thomas (calligrapher/illuminist/artist/designer) "Anything is possible, one stroke at a time"
Pressure	Continuous physical force exerted on or against an object by something in contact with it.		
Texture	The tactile quality of the surface of a work of art	Activist	A person who campaigns to bring about political or social change
Tacky	Not fully dry and retaining a slightly sticky feel.	Political	Relating to the government or public affairs of a country
Art Outcome		Cross Curricular Links	
 <p>1. Experiment with drawing patterns, varying tone, using shading, texture, hatching and colouring. Record ideas and sketches in sketch books.</p>  <p>2. Select pattern and use to create block pattern. Re-create on lino block.</p>  <p>3. Use inks to print lino print design onto paper. Experiment with layering / mixing colours / repeating patterns to create full page of prints. Evaluate final piece of work.</p>		<p>Forest School Explore natural textures - rubbings / sketching within the school grounds.</p>  <p>Wellbeing - mindfulness / positive thoughts and discussion. 5Ps - Passion and pride in our work / participation in activities.</p>	

Linked documents: *Class Overview*, *Art Whole School Progression document* and *Class Medium Term Planning*.